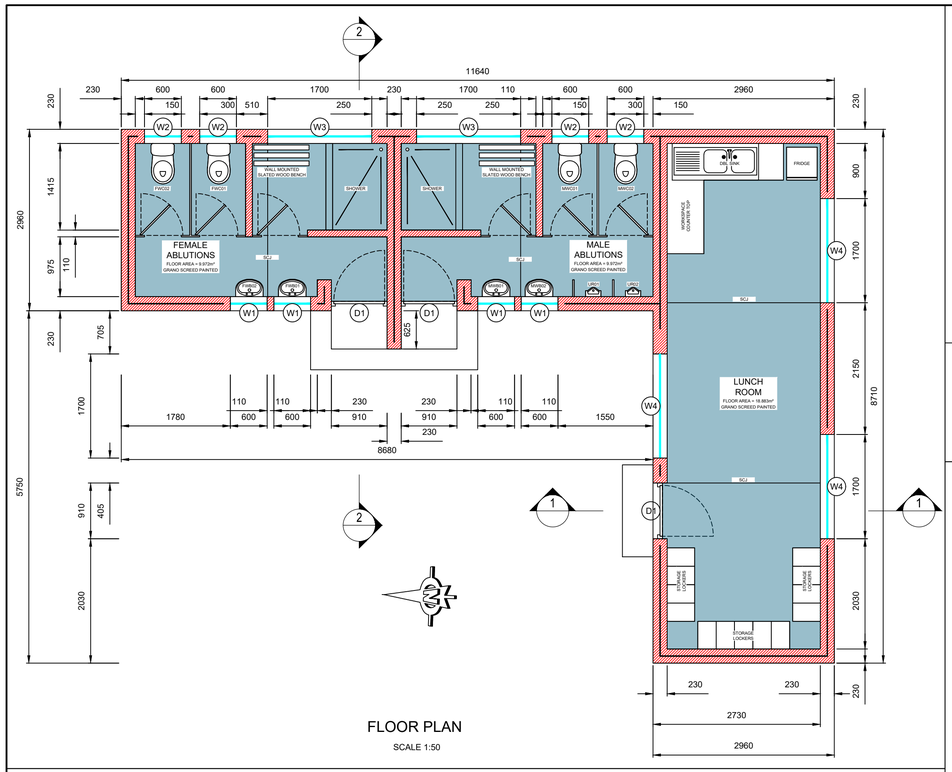

FLOOR PLAN

SCALE 1:50

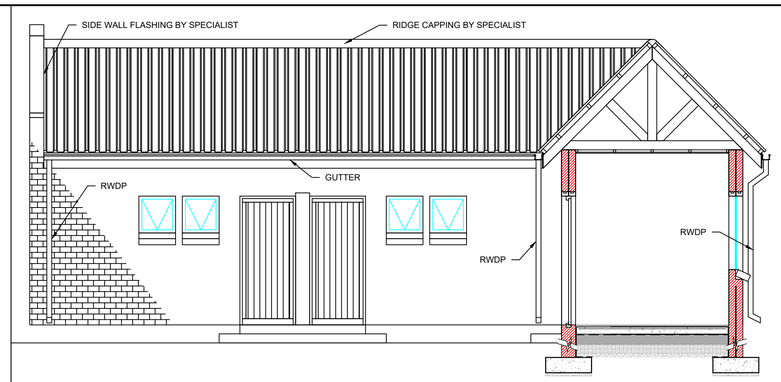

WEST SECTIONAL ELEVATION

SCALE 1:50

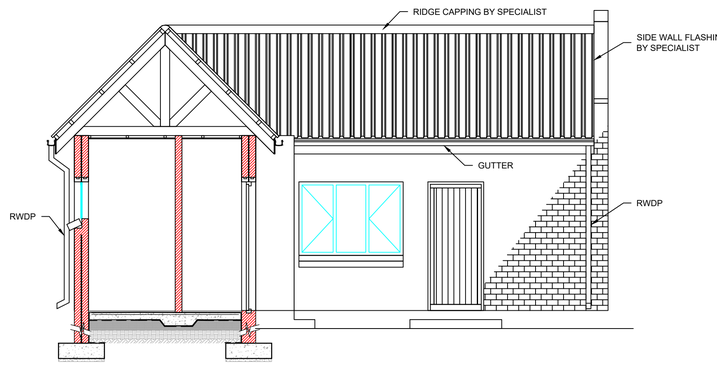

NORTH SECTIONAL ELEVATION

SCALE 1:50

NOTES:

FOUNDATION:
1. 750X250mm FOUNDATION.
2. NGL 150mm BELOW FLOOR LEVEL.
3. 250 MICRON DCP WATERPROOFING MEMBRANE.
4. 30MPa/20mm RC CONCRETE STRIP FOOTINGS.

SURFACE BEDS:
1. 193 MESH, 25mm CEMENT SCREED ON 100mm CONCRETE SLAB.
2. FLOOR FINISH: GRANO SCREED PAINTED.
3. 30MPa/20mm CONCRETE SURFACE BED.

WALLS:
1. INTERNAL WALLS: ENTIRE FACILITY TO BE BAGGED FINISHED.
2. EXTERNAL WALLS: POINTED AND JOINTED.
3. BUTTERFLY WIRE TIES @ 5/m2.
4. WEEPHOLES @ 1000mm C/C, 200mm ABOVE NGL.
5. TOILET PARTIONING: T1 TOILET PARTIONING FROM PELICAN SYSTEMS OR SIMILAR APPROVED.

WINDOWS:
1. ALL WINDOWS TO BE GALVANISED STEEL WINDOW FRAMES PAINTED WHITE.
2. ALL WINDOWS TO BE DESIGNED FOR A WIND PRESSURE OF 1000 Pa.
3. CONTRACTOR TO VERIFY ALL DIMENSIONS AND LEVELS ON SITE BEFORE COMMENCING ANY WORK.
4. SLOPED PLASTERED BRICK ON EDGE WINDOW SILL.
5. SANS 10400 GLAZING NOTES:

- CERTIFICATES MUST BE SUPPLIED TO THE COMPETENT PERSON THAT ALL WINDOW FRAMES, GLASS ARE AS PER PLANS BEFORE CERTIFICATE WILL BE ISSUED BY THE COMPETENT PERSON. FENESTRATION REPORT:
- ALL GLASS AND FRAMES TO BE AS PER THE REQUIREMENTS.
- ALL VALUES OF THE GLASS AND FRAMES TO COMPLY WITH SCHEDULE AND A CERTIFICATE OF COMPLIANCE MUST BE ISSUED FOR EACH FOR EACH WINDOW BY THE INSTALLER.
- ALL OVERHANGS OVER WINDOWS TO BE AS PER PLAN.
- WITH THE INFORMATION ON THE PLAN THE GROUND FLOOR COMPLIES WITH THE FENESTRATION REGULATIONS PART XA OF SANS 10400.

5. W1: WINDOW AREA = 0.36m².
6. W2: WINDOW AREA = 0.36m². OBSCURED GLASS.
7. W3: WINDOW AREA = 1.02m². OBSCURED GLASS.
8. W4: WINDOW AREA = 1.02m².

DOORS:
1. DOOR HANDLE 1000mm ABOVE F.F.L.
2. CONTRACTOR TO VERIFY ALL DIMENSIONS AND LEVELS ON SITE BEFORE COMMENCING ANY WORK.
3. D1: PINE SLATED DOOR 910x2100mm WITH NO SILL DOOR FRAME, INCLUDING BRASS HINGES AND SCREWS. YALE OR SOLID 3 LEVER MORTICE LOCK SET INCLUDING BRASS HANDLES AND SCREWS.
4. TOILET/SHOWER ENTRANCE DOOR: T1 TOILET PARTIONING DOOR FROM PELICAN SYSTEMS OR SIMILAR APPROVED.

ROOFING:
1. PLACE SINGLE SIDED RADENSHIEL MEMBRANE BETWEEN THE PURLINS AND THE SHEETING.
2. ALL TRUSS MEMBERS FROM 144x38 SA PINE GRADE 5 (GANGNAIL MANUFACTURED) PLACED AT ±950mm C/C, DESIGN SUPPLY.
3. 38x50 SA PINE BATTENS @ 850mm C/C.
4. 0.53mm COLORBOND IBR ROOF SHEETING.
5. 12mm THICK x 225 NUTEC FASCIA BOARD.
6. BRICKFORCE IN EVERY COARSE ABOVE CAVITY CLOSURE.
7. 114x38mm WALL PLATE.
8. MATCHING METAL FLASHINGS. POLY CLOSERS AND FIXINGS INCLUDED IN ROOF INSTALLATION.
9. FLASHING MATERIAL AND COLOUR TO MATCH ROOF SHEETING.
10. ROOF CONSTRUCTION AND JOINTS TO REMAIN 100% WATERTIGHT FOR DURATION OF CONTRACTOR'S LIABILITY PERIOD.
11. ALL FITTINGS TO BE CONCEALED FITTINGS.
12. MARLEY UPVC STREAMLINE DOUBLE-FLO GUTTER WITH 80x80 SQUARE DOWNPIPE.

CEILING:
1. GYPSUM CORNICE
2. 38x38mm BRANDERING @ 385mm C/C.
3. 6.4mm THICK GYPSUM BOARD CEILING SKIMMED AND PAINTED WITH 2 COATS OF PLASCON POLVIN WALLS AND CEILING PAINT - COLOUR WHITE.
4. ALL JOINTS TO BE COVERED WITH PLASTERBOARD TAPE, FIXED OVER JOINTS (DOUBLE OVER BUTT JOINTS) AND THEN PLASTERED WITH 3mm TO 6mm THICK SKIM PLASTER, ALL APPLIED AND FIXED IN ACCORDANCE WITH THE MANUFACTURERS RECOMMENDATIONS.

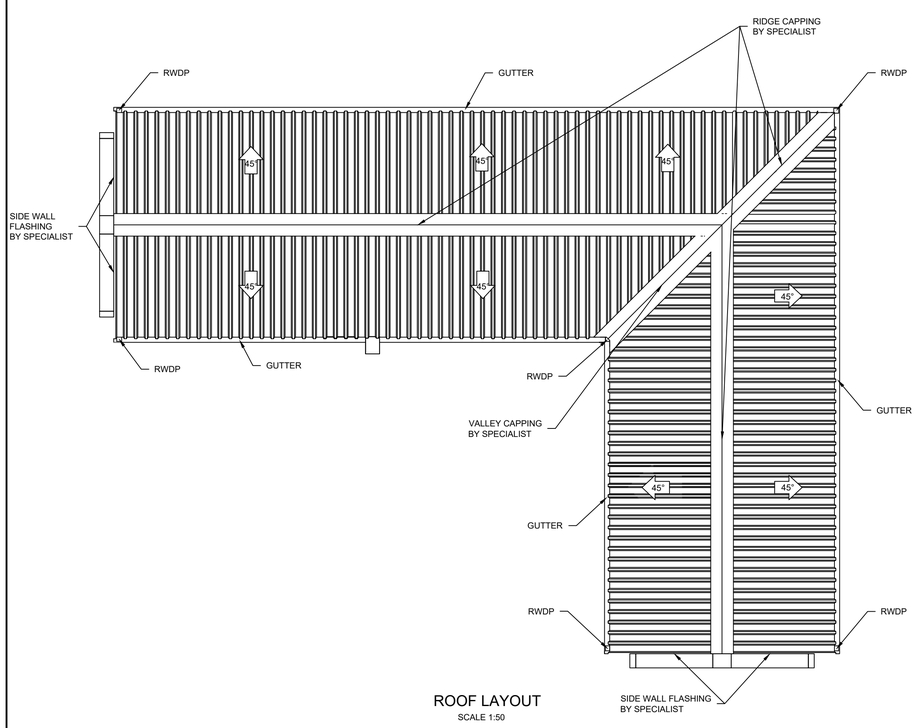

ROOF LAYOUT

SCALE 1:50

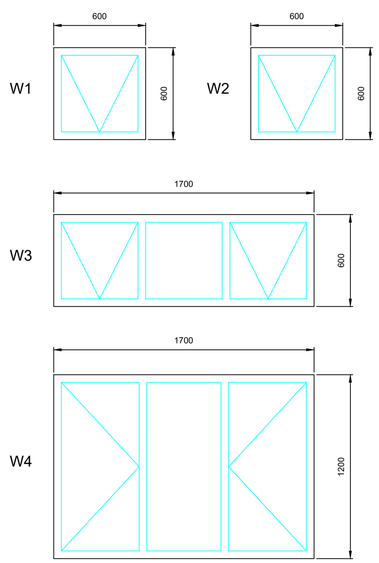

WINDOW TYPES

SCALE 1:20

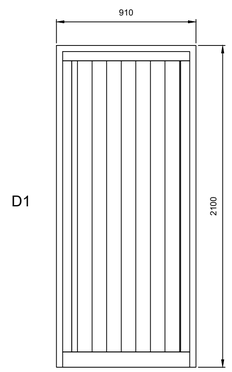

DOOR TYPES

SCALE 1:20

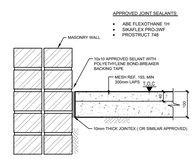

TYPICAL INTERNAL ISOLATION JOINT @ MASONRY WALL

SCALE 1:10

SAW CUT DEPTH	
SLAB THICKNESS "D"mm	"A"
100	25
125	30

APPROVED JOINT SEALANTS:
- ABE FLEXOTHANE 1H
- SIKAFLEX PRO-3WF
- PROSTRUCT 748

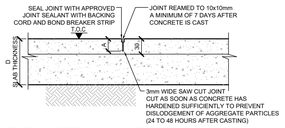

TYPICAL INTERNAL SAW-CUT JOINT

SCALE 1:10

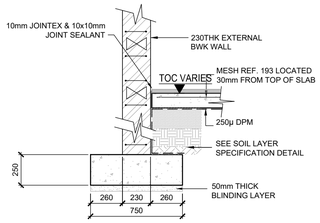

TYPICAL STRIP FOUNDATION

SCALE 1:25

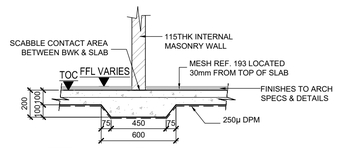

INTERNAL 115THK WALL ON SLAB THICKENING

SCALE 1:25

Rev.	Date	Description	Rev. by
A	25/04/2022	PRELIMINARY DESIGN	REL

ELEMENT Consulting Engineers
A FIFTH DIMENSION TO ENGINEERING

Block C, Oxford Gate,
54 Oxford Street,
Durbanville, 7550

P O Box 1142,
Durbanville, 7551

Tel: +27 21 975 1718
Fax: +27 21 976 8495
E-Mail: info@eceng.co.za

Client/Employer

LANGEBERG MUNISIPALITEIT MUNICIPALITY MASIPALA

Project

ASHTON
MATERIAL RECOVERY FACILITY

Plan Description

ABLUTION BLOCK AND
LUNCH ROOM BUILDING

	Name	Signature
Designed	REL	
Drawn	REL	
Checked	BV	
Approved	BV	
Pr. No.		

Scale: AS SHOWN

ORIGINAL SIZE A1

Contract No.

Drawing No.: 2104161/A/004

Revision: A

COPYRIGHT IS VESTED IN ELEMENT CONSULTING ENGINEERS (PTY) LTD IN TERMS OF THE COPYRIGHT ACT (ACT 98 OF 1978).

P:\Durbanville\2021\2104161 - Ashton Material Recovery Facility\D - Drawings\DB - Working Drawings\01_CIVIL\2104161 - ASHTON MRF ABLUTION BLOCK AND LUNCH ROOM - 25APRIL2022.dwg